



INVASIVE TREE SPECIES



CONTENTS

INVASIVE TREE SPECIES	1
REMOVAL PERMIT PROCESS	2
MITIGATION	3
IDENTIFICATION GUIDE:	
NORWAY MAPLE - <i>Acer platanoides</i>	4
SYCAMORE MAPLE - <i>Acer pseudoplatanus</i>	5
TREE-OF-HEAVEN - <i>Ailanthus altissima</i>	6
EUROPEAN WHITE BIRCH - <i>Betula pendula</i>	7
ENGLISH HAWTHORN - <i>Crataegus monogyna</i>	8
ENGLISH HOLLY - <i>Ilex aquifolium</i>	9
PRINCESS TREE - <i>Paulownia tomentosa</i>	10
WHITE POPLAR - <i>Populus alba</i>	11
SWEET CHERRY - <i>Prunus avium</i>	12
BLACK LOCUST - <i>Robinia pseudoacacia</i>	13
EUROPEAN MOUNTAIN ASH - <i>Sorbus aucuparia</i>	14
SIBERIAN ELM - <i>Ulmus pumila</i>	15
BACKYARD HABITAT CERTIFICATION	16



INVASIVE TREE SPECIES

are broadly defined as tree species that were introduced by humans to locations outside of their native range that spread and persist over large areas, outcompeting native species.

Invasive species negatively impact natural ecosystems by displacing native species, reducing biological diversity, and interfering with natural succession.

Twelve tree species, listed here, are known to be invasive in our region.

The City encourages the removal of invasive tree species by offering an expedited invasive tree species removal permit at no cost. The City does not require the removal of invasive tree species, but offers an easy and efficient process for property owners wanting to do so.



REMOVAL PERMIT PROCESS

The City may issue an invasive tree species removal permit at no cost for a tree that is on the Invasive Tree Species List upon demonstrating compliance with the criteria in LOC 55.02.050(1)(a).

The Invasive Tree Species Removal application form (available online and at the City Hall Planning Department) requires the following information:

1. Photograph(s) which positively identify the tree species;
2. The number, DBH*, species and location of trees to be removed on a site plan or aerial photograph of the property;
3. Whether the tree is located in a public right-of-way, Resource Conservation or Protection District, or if the tree is part of an approved landscape or mitigation plan;
4. Mitigation plan, if required pursuant to LOC 55.02.084(2), with information showing any proposed planting of any new trees to replace the trees to be removed; and,
5. Signature(s) of the property owner(s).

Invasive Tree Species Removal Permits do not expire.

* Diameter at Breast Height (DBH), determined by measuring the circumference of the main trunk 4.5' above ground, then dividing the circumference by pi (3.14).



MITIGATION

Mitigation for Invasive Tree Species removal is required when tree removal is:

- From a public right-of-way,
- From a Resource Conservation or Resource Protection District, or
- If a tree was planted as part of a previously approved landscape or mitigation plan.

The applicant must illustrate the location and type of mitigation trees on the site plan.

One replacement tree is required for each tree removed. The replacement tree must be either a minimum 2" caliper deciduous tree or a 6-8' tall evergreen tree. However, a minimum ½" caliper tree is permitted for replacement of invasive trees removed in Resource Conservation or Resource Protection Districts.

Replacement trees must be planted according to the specifications in the City Tree Planting and Maintenance Guidelines.





NORWAY MAPLE - *Acer platanoides*

Broken leaf stems of Norway maple ooze white sap (bigleaf maple does too, but bigleaf maple leaves are larger, 6-12" wide rather than 4-6" Norway maple leaves). The angle of seed wings of Norway maple is approximately 180°. Bark is regularly grooved. Flowers appear in early spring before leaves.



SYCAMORE MAPLE - *Acer pseudoplatanus*

Five lobed leaves with lightly serrated edges like most maples, but leaves are typically 3-6" wide, have deep veining and feel a bit leathery. The bark is gray-brown to red-brown and typically breaks into large scales that often exfoliate to reveal orange as the tree grows.



TREE-OF-HEAVEN - *Ailanthus altissima*

Leaves are 1- 4' in length with 10 to 41 leaflets. Resembles sumac and hickories, but distinguished by the notched base on each leaflet and large leaf scars on the twigs that look like the letter D. When broken, the twigs may have a strong peanut butter-like odor. Fruit is an oblong, twisted samara hanging in long clusters.



EUROPEAN WHITE BIRCH - *Betula pendula*

Smooth twigs. Triangular leaves with double serration on the edges. Bright white bark often with scattered black fissures. Buds are slender, pointed, green and brown.



ENGLISH HAWTHORN - *Crataegus monogyna*

Deeply lobed leaves. Thorns. White or pink flowers appear in spring. Fruit is a red pome with one seed inside which ripens in early fall.




ENGLISH HOLLY - *Ilex aquifolium*

Leaves are thick, glossy, dark green and wavy, 1-3" long with sharp, stout spines along edges (edges may be smooth on older branches). Bunches of red, yellow or orange berries appear on female trees in winter.




PRINCESS TREE - *Paulownia tomentosa*

Leaves are 6-12" long, heart-shaped and hairy on the underside. In the spring, 2" long tube-shaped purple flowers develop in upright clusters. The fruit is an oval shaped capsule that stays on the tree well into winter.




WHITE POPLAR - *Populus alba*

Leaves are coarsely toothed, 2-4", with shiny, dark green topsides and silvery-white and hairy undersides. Bark on young trees is smooth and greenish white becoming gray and wrinkled with age.



SWEET CHERRY - *Prunus avium*

Leaves are alternate, 2-5" long, and oval with serrated edges and two obvious red glands at the base of the leaf. White flowers appear in early spring.



BLACK LOCUST - *Robinia pseudoacacia*

Leaves are 8-14" long with 7-20 small round leaflets per leaf. A pair of long spines are located at the base of most leaves. Showy fragrant white to yellow flowers give way to smooth 2-4" seed pods. The bark of black locust is light brown, rough, and becomes furrowed with age.





EUROPEAN MOUNTAIN ASH - *Sorbus aucuparia*

Leaves are 5-8" long with 1" long individual leaflets that are serrated on their upper halves. Clusters of bright deep orange $\frac{3}{8}$ " diameter pomes ripen in fall.



SIBERIAN ELM - *Ulmus pumila*

Leaves are less than 3" long, singly-serrate, and dark-green in color with a nearly equilateral base. The bark is light gray with irregular furrows. Fruits are flat, circular and $\frac{1}{2}$ " wide with a notch at the top.

BACKYARD HABITAT CERTIFICATION PROGRAM


This program provides assistance and incentives to residents with small lots (an acre or smaller) who seek to restore native wildlife habitat to their backyards.

The program assists property owners through three levels of habitat restoration:

- Removal of aggressive weeds and naturescaping with native plants.
- Reducing water usage and managing stormwater runoff.
- Wildlife stewardship.

Lake Oswego's Backyard Habitat Certification Program was launched in 2011 by the Friends of Tryon Creek in partnership with the Audubon Society and Columbia Land Trust.

For more information visit: <http://audubonportland.org/backyardwildlife/backyardhabitat/BackyardLakeOswego>



illustrations by Zelimir Borzan. Used with permission: Bugwood.org



**CITY OF LAKE OSWEGO
PLANNING & BUILDING SERVICES**

www.ci.oswego.or.us

Ph 503.635.0290 Fx 503.635.0269

380 A Avenue, 3rd Floor
Post Office Box 369
Lake Oswego, OR 97034