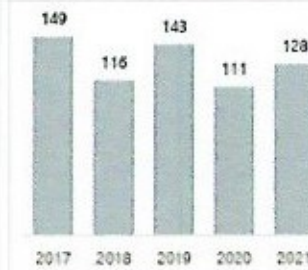
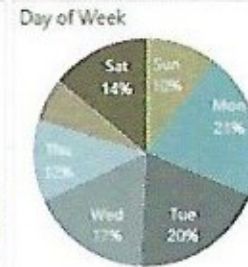
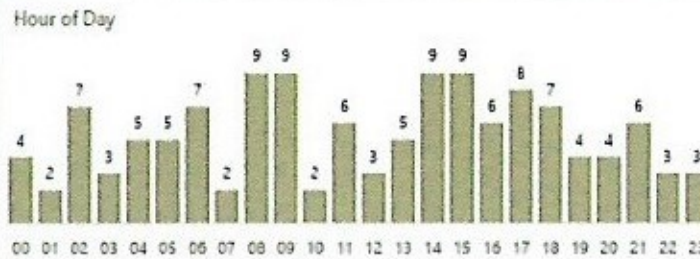
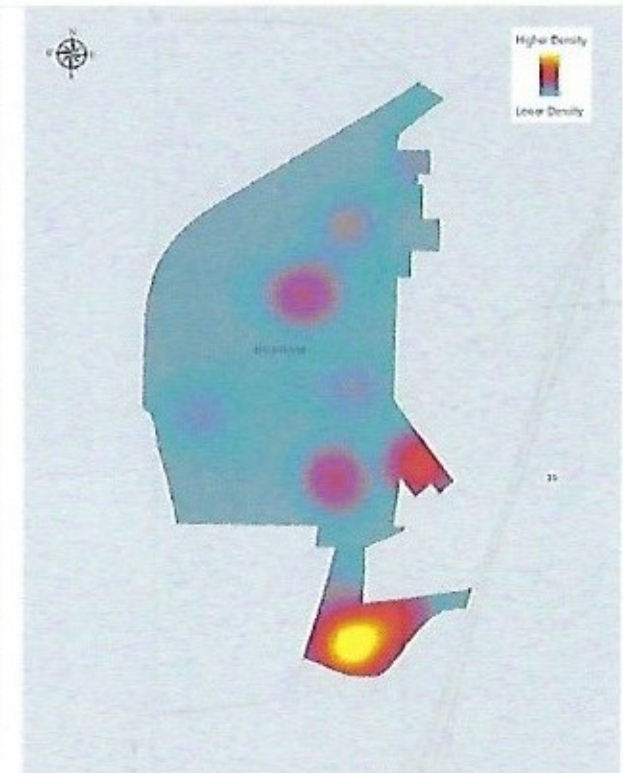


# DURHAM

Total Incidents:  
128

2021

EMS	FIRE	HAZARD	SERVICE	GOOD INTENT	FALSE ALARM	NATURAL CONDITION	OTHER
Dispatched As							
89	22	1	16	0	0	0	0
69.5%	17.2%	0.8%	12.5%	0.0%			0.0%
Situation Found							
79	5	3	9	20	12	0	0
61.7%	3.9%	2.3%	7.0%	15.6%	9.4%		0.0%
Incident Sub-Categories							
Structure Fires	Cooking Fires	Vehicle Fires	Vegetation Fires	Other Fires	Critical Patients*	MVC with Injury	MVC Unknown Injury
0	0	1	3	1	19	2	2
Structure Fire Types				*Critical Patients: cardiac arrest, chest pain, stroke, seizure, breathing problem, drowning, respiratory distress, respiratory arrest, or trauma system entry.			
Residential	Commercial			*MVC*=motor vehicle crash.			
0	0						



Station	Percentage
Station 34	48%
Station 39	40%
Station 51	5%

*Depending on incident severity, units from multiple stations may respond to a single incident.*

Data Filters: no test, information, interfacility transports, or mobile health care incidents.  
Incident data gathered geospatially based on city boundary.

Icons made by Freepik from www.flaticon.com